

KEE HING CHEUNG KEE CO., LTD.
DLFTZ CHANG HING KEE
INT'L INDUSTRY & TRADE CO., LTD.




VACUUM CLAY BRICK MACHINE



CONTENT

KHCK-350 Vacuum Clay Brick Machine	
.....	02-06
KHCK-400 Vacuum Clay Brick Machine	
.....	07-11
KHCK-450 Vacuum Clay Brick Machine	
.....	12-16
KHCK-500 Vacuum Clay Brick Machine	
.....	17-21

KHCK-350 Vacuum Clay Brick Machine



I. KHCK-350 Vacuum Clay Brick Machine

i. Applications

It can be used to make clay brick and porous brick. Raw materials such as soil purification through vacuum after entering the fuel tank from the lower auger extrusion molding, when the machine with different models, it can produce various specifications of the porous brick.

ii. Features

- * With good design, newest technology, work stably, short install cycle
- * Low waste for the power, save cost.
- * Materials could be clay, coal ash power, shale etc. Also could including the polystyrene and other chemicals, but not over 20% of each piece.
- * Separate mainframe and spare parts, more mechanization, save labor.

iii. Specifications

Item	Unit	KHCK-350
Capacity	Standard brick/hour	8000-11000
Extrude pressure	Mpa	1.0-1.2
Vacuum grade	Mpa	≥ 0.092
Power	KW	55-57
Weight	Kg	8000
Power of the Vacuum Bump	KW	11
Speed of the Knife	r/min	45-48
Packing size	mm	4500*1000*1730









II. i. Full set machinery lines



No.	Name	Model	Size(mm)	Power(KW)	Qty	Weight (Kg)
1	Loader		7000*2800*2300 80-100m ³ /h	20.5	1	3000
2	Material feeder	ZQ70	5000*1400*1400 10-50 m ³ /h	7.5	1	2500
3	Transporting Machine	Length:8m	8000*1000*400 50 m ³ /h	3-4	3	1000
4	Double roll crusher	600*700	2000*1000*1200 30-40 m ³ /h	18.5	1	800
5	Double shaft mixing machine	SJ300	4200*1200*850 30-40 m ³ /h	22-25	1	2500
6	Mainframe	KHCK350	4500*1000*1730	55-57	1	8000
7	Clay strip cutter	17pcs	2500*650*1140 Speed 1.5m/s	1.1	1	300
8	Flan cutter	19pcs	1600*1400*1100 19pcs/time,35times/min	2.2	1	700
9	Automatic flan transporting machine		20000*400*1200 Length20m	7.5	1	3000
10	Coal crusher	600*600	1200*800*900 4000-6000Kg/h	7.5	1	400
11	Total					22200

ii. Accessories for two years:

No.	Name	Remarks	Qty(pcs)	Weight (Kg)
1	Cutter	3month refine once	2	1000
2	Mixer	Cutter	30	180
3	Mixer	Support frame	2	800
4	Sem-finished bar cutter	8parts a set	2(set)	150
5	KHCK350clutch	36parts a set	1(set)	160
6	Mixer clutch	36parts a set	1(set)	150
7	Steel wire		6	120
8	Conveyer wheel	102pcs	3	60
9	Mixer wheel	38pcs	2	120
10	KHCK350 brick machine	Spare part	1	100
11	KHCK350 brick machine	Press board	4	50
12	Coal crusher	Hummer hear(24pcs)	1(set)	50
13	Total			2940

iii. Reference products photo for the production line:

1	 <p>Loader</p>	2	 <p>Material Feeder</p>
3	 <p>Transporting Machine</p>	4	 <p>Double Roll Crusher</p>
5	 <p>Double Shaft Mixing Machine</p>	6	 <p>Mainframe</p>
7	 <p>Clay Strip Cutter</p>	8	 <p>Flan Cutter</p>

9		10	
	Automatic Flan Transporting Machine		Coal Crusher

iv. Working process of Clay Brick Machine:

Loader→ Material feeder→ Transporting machine→Double roll crusher→ Double shaft mixing machine → Mainframe of brick machine → Clay strip cutter → Cutting flan machine → Transporting machine→ Flan divider→ Drying(drying tunnel)→ Fire(sinter tunnel)→ Finished product

III. Brick Kiln

i. Full set machinery lines of tunnel kiln

No.	Name	Power	Size(mm)	Qty(set)	Weight(Kg)
1	Entrance door		3000*3000	1	1500
2	Multifunctional hydraulic pressure top vehicle	22		1	3000
3	Vent machine	10	1500*1000	4	3500
4	Tunnel kiln		90000*2250*2250		
5	Drawing vehicle	7.5	5000*2250	2	4500
6	Exit door		3000*3000	1	1500
7	Cooling machine	15	1800*1000	1	1000
8	Towing vehicle	5	2500*1200	2	2000
9	Kiln vehicle		2320*2250*700 2370pcs/vehicle	46	69000
10	Pit for kiln vehicle		90000*1000*1500		
11	Rail	50#steel rail	800m	800m	40000

Remarks:

*** Steps of Brick into the Tunnel Kiln:**

Carriage return tower→ Drying house door→ Drying house top vehicle→ Tunnel kiln drying house→ Drying house exit drawer→ Electric ferry vehicle→ Hydraulic pressure top vehicle→ Assemble tunnel kiln→ Exit door→ Finished product

Kiln vehicle

The speed of access the kiln: 1.79unit/ h

Every kiln vehicle loaded 2370 bricks

* The sintering cycle of brick: 22.4h/ pcs

* The working time of Tunnel Kiln: 24hours/ day



ii. Total cost budget

The Tunnel Kiln: 90,000*2250*2250mm (Drying kiln & Baking kiln)

	Length(mm)	Width(mm)	Height(mm)	Remark
Drying Kiln	60,000	15,000	2,000	
Baking Kiln	80,000	15,000	2,200	Inner wall thickness: 200mm Outer wall thickness: 2,200mm

Raw material

Main material	Qty
Firebrick	500,000pcs
Clay brick	1,000,000pcs
Cement	15m ³
Sand	15m ³

Workers:

Type of work	Qty
Technicians	2
Building workers	15

Time for building the Tunnel Kiln: 1 month (summer and autumn for reference)

KHCK-400 Vacuum Clay Brick Machine



I. KHCK400 Vacuum Clay Brick Machine

i. Applications

It can be used to make clay brick and porous brick. Raw materials such as soil purification through vacuum after entering the fuel tank from the lower auger extrusion molding, when the machine with different models, it can produce various specifications of the porous brick.

ii. Features

- * With good design, newest technology, work stably, short install cycle
- * Low waste for the power, save cost.
- * Materials could be clay, coal ash power, shale etc. Also could including the polystyrene and other chemicals, but not over 20% of each piece.
- * Separate mainframe and spare parts, more mechanization, save labor.

iii. Specifications

Item	Unit	KHCK-400
Capacity	Standard brick/hour	10000-13000
Extrude pressure	Mpa	1.5-2.5
Vacuum grade	Mpa	≥0.092
Power	KW	75-90
Weight	Kg	10.5
Power of the Vacuum Bump	KW	11000
Speed of the Knife	r/min	45-48
Packing size	mm	5100*1400*2180

II. i. Full set machinery lines

No.	Name	Model	Size(mm)	Power(KW)	Qty	Weight(Kg)
1	Loader		7000*2800*2300 80-100m ³ /h	20.5	1	3000
2	Material feeder	ZQ70	5000*1400*1400	7.5	1	2500













			10-50 m ³ /h			
3	Transporting Machine	Length:8m	8000*1000*400 50 m ³ /h	3-4	3	1000
4	Double roll crusher	600*700	2000*1000*1200 30-40 m ³ /h	18.5	1	800
5	Double shaft mixing machine	SJ300	4200*1200*850 30-40 m ³ /h	22-25	1	2500
6	Mainframe	KHCK-400	5100*1400*2180	75-90	1	10500
7	Clay strip cutter	17pcs	2500*650*1140 Speed 1.5m/s	1.1	1	300
8	Flan cutter	19pcs	1600*1400*1100 19pcs/time,35times/min	2.2	1	700
9	Automatic flan transporting machine		20000*400*1200 Length20m	7.5	1	3000
10	Coal crusher	600*600	1200*800*900 4000-6000Kg/h	7.5	1	400
11	Total					24700

ii. Accessories for two years:

No.	Name	Remarks	Qty(pcs)	Weight(Kg)
1	Cutter	3month refine once	2	1000
2	Mixer	Cutter	30	180
3	Mixer	Support frame	2	800
4	Sem-finished bar cutter	8parts a set	2(set)	150
5	KHCK-400clutch	36parts a set	1(set)	180
6	Mixer clutch	36parts a set	1(set)	150
7	Steel wire		6	120
8	Conveyer wheel	102pcs	3	60
9	Mixer wheel	38pcs	2	120
10	KHCK-400 brick machine	Spare part	1	100
11	KHCK-400 brick machine	Press board	4	50
12	Coal crusher	Hummer hear(24pcs)	1(set)	50
13	Total			2960

iii. Reference products photo for the production line:

1	 <p>Loader</p>	2	 <p>Material Feeder</p>
3	 <p>Transporting Machine</p>	4	 <p>Double Roll Crusher</p>
5	 <p>Double Shaft Mixing Machine</p>	6	 <p>Mainframe</p>
7	 <p>Clay Strip Cutter</p>	8	 <p>Flan Cutter</p>

9		10	
	Automatic Flan Transporting Machine		Coal Crusher

iv. Working process of Clay Brick Machine:

Loader→ Material feeder→ Transporting machine→Double roll crusher→ Double shaft mixing machine → Mainframe of brick machine → Clay strip cutter → Cutting flan machine → Transporting machine→ Flan divider→ Drying(drying tunnel)→ Fire(sinter tunnel)→ Finished product

III. Brick Kiln

i. Full set machinery lines of tunnel kiln

No.	Name	Power	Size(mm)	Qty(set)	Weight(Kg)
1	Entrance door		3000*3000	1	1500
2	Multifunctional hydraulic pressure top vehicle	22		1	3000
3	Vent machine	10	1500*1000	4	3500
4	Tunnel kiln		90000*2250*2250		
5	Drawing vehicle	7.5	5000*2250	2	4500
6	Exit door		3000*3000	1	1500
7	Cooling machine	15	1800*1000	1	1000
8	Towing vehicle	5	2500*1200	2	2000
9	Kiln vehicle		2320*2250*700 2370pcs/vehicle	46	69000
10	Pit for kiln vehicle		90000*1000*1500		
11	Rail	50#steel rail	800m	800m	40000
12	Total				

Remarks:

*** Steps of Brick into the Tunnel Kiln:**

Carriage return tower→ Drying house door→ Drying house top vehicle→ Tunnel kiln drying house→ Drying house exit drawer→ Electric ferry vehicle→ Hydraulic pressure top vehicle→ Assemble tunnel kiln→ Exit door→ Finished product

***Kiln vehicle**

**The speed of access the kiln: 1.79unit/ h
Every kiln vehicle loaded 2370 bricks**

*** The sintering cycle of brick: 22.4h/ pcs**

*** The working time of Tunnel Kiln: 24hours/ day**

ii. Total cost budget

The Tunnel Kiln: 90,000*2250*2250mm (Drying kiln & Baking kiln)

	Length(mm)	Width(mm)	Height(mm)	Remark
Drying Kiln	60,000	15,000	2,000	
Baking Kiln	80,000	15,000	2,200	Inner wall thickness: 200mm Outer wall thickness: 2,200mm

Raw material


Main material	Qty
Firebrick	500,000pcs
Clay brick	1,000,000pcs
Cement	15m ³
Sand	15m ³

Workers:

Type of work	Qty
Technicians	2
Building workers	15

Time for building the Tunnel Kiln: 1 month (summer and autumn for reference)

KHCK-450 Vacuum Clay Brick Machine



I. KHCK450 Clay Brick Machine

i. Applications

It can be used to make clay brick and porous brick. Raw materials such as soil purification through vacuum after entering the fuel tank from the lower auger extrusion molding, when the machine with different models, it can produce various specifications of the porous brick.

ii. Features

- * With good design, newest technology, work stably, short install cycle
- * Low waste for the power, save cost.
- * Materials could be clay, coal ash power, shale etc. Also could including the polystyrene and other chemicals, but not over 20% of each piece.
- * Separate mainframe and spare parts, more mechanization, save labor.

iii. Specifications

Item	Unit	KHCK-450
Capacity	Standard brick/hour	12000-15000
Extrude pressure	Mpa	1.5-2.5
Vacuum grade	Mpa	≥0.092
Power	KW	90-110
Weight	Kg	12000
Power of the Vacuum Bump	KW	11
Speed of the Knife	r/min	45-48
Packing size	mm	6500*1850*2500






II. i. Full set machinery lines



No.	Name	Model	Size(mm)	Power(KW)	Qty	Weight(Kg)
1	Loader		7000*2800*2300 80-100m ³ /h	20.5	1	3000
2	Material feeder	ZQ70	5000*1400*1400 10-50 m ³ /h	7.5	1	2500
3	Transporting Machine	Length:8m	8000*1000*400 50 m ³ /h	3-4	3	1000
4	Double roll crusher	600*700	2000*1000*1200 30-40 m ³ /h	18.5	1	800
5	Double shaft mixing machine	SJ300	4200*1200*850 30-40 m ³ /h	22-25	1	2500
	Mainframe	KHCK-450	6500*1850*2500	90-110	1	12000
7	Clay strip cutter	17pcs	2500*650*1140 Speed 1.5m/s	1.1	1	300
8	Flan cutter	19pcs	1600*1400*1100 19pcs/time,35times/min	2.2	1	700
9	Automatic flan transporting machine		20000*400*1200 Length20m	7.5	1	3000
10	Coal crusher	600*600	1200*800*900 4000-6000Kg/h	7.5	1	400

ii. Accessories for two years:

No.	Name	Remarks	Qty(pcs)	Weight(Kg)
1	Cutter	3month refine once	2	1000
2	Mixer	Cutter	30	180
3	Mixer	Support frame	2	800
4	Sem-finished bar cutter	8parts a set	2(set)	150
5	KHCK450clutch	36parts a set	1(set)	180
6	Mixer clutch	36parts a set	1(set)	150
7	Steel wire		6	120
8	Conveyer wheel	102pcs	3	60
9	Mixer wheel	38pcs	2	120
10	KHCK450 brick machine	Spare part	1	100
11	KHCK450 brick machine	Press board	4	50
12	Coal crusher	Hummer hear(24pcs)	1(set)	50
13	Total			2960

Reference products photo for the production line:

1	 <p>Loader</p>	2	 <p>Material Feeder</p>
3	 <p>Transporting Machine</p>	4	 <p>Double Roll Crusher</p>
5	 <p>Double Shaft Mixing Machine</p>	6	 <p>Mainframe</p>
7	 <p>Clay Strip Cutter</p>	8	 <p>Flan Cutter</p>

9		10	
	Automatic Flan Transporting Machine		Coal Crusher

Working process of Clay Brick Machine:

Loader→ Material feeder→ Transporting machine→Double roll crusher→ Double shaft mixing machine → Mainframe of brick machine → Clay strip cutter → Cutting flan machine → Transporting machine→ Flan divider→ Drying(drying tunnel)→ Fire(sinter tunnel)→ Finished product

III. Brick Kiln

i. Full set machinery lines of tunnel kiln

No.	Name	Power	Size(mm)	Qty(set)	Weight(Kg)
1	Entrance door		3000*3000	1	1500
2	Multifunctional hydraulic pressure top vehicle	22		1	3000
3	Vent machine	10	1500*1000	4	3500
4	Tunnel kiln		90000*2250*2250		
5	Drawing vehicle	7.5	5000*2250	2	4500
6	Exit door		3000*3000	1	1500
7	Cooling machine	15	1800*1000	1	1000
8	Towing vehicle	5	2500*1200	2	2000
9	Kiln vehicle		2320*2250*700 2370pcs/vehicle	46	69000
10	Pit for kiln vehicle		90000*1000*1500		
11	Rail	50#steel rail	800m	800m	40000
12	Total				40000

Remarks:

*** Steps of Brick into the Tunnel Kiln:**

Carriage return tower→ Drying house door→ Drying house top vehicle→ Tunnel kiln drying house→ Drying house exit drawer→ Electric ferry vehicle→ Hydraulic pressure top vehicle→ Assemble tunnel kiln→ Exit door→ Finished product

Kiln vehicle

The speed of access the kiln: 1.79unit/ h

Every kiln vehicle loaded 2370 bricks

* The sintering cycle of brick: 22.4h/ pcs

* The working time of Tunnel Kiln: 24hours/ day



ii. Total cost budget

The Tunnel Kiln: 90,000*2250*2250mm (Drying kiln & Baking kiln)

	Length(mm)	Width(mm)	Height(mm)	Remark
Drying Kiln	60,000	15,000	2,000	
Baking Kiln	80,000	15,000	2,200	Inner wall thickness: 200mm Outer wall thickness: 2,200mm

Raw material

Main material	Qty
Firebrick	500,000pcs
Clay brick	1,000,000pcs
Cement	15m ³
Sand	15m ³

Workers:

Type of work	Qty
Technicians	2
Building workers	15

Time for building the Tunnel Kiln: 1 month (summer and autumn for reference)

KHCK-500 Vacuum Clay Brick Machine



I. KHCK-500 Vacuum Clay Brick Machine

i. Applications

It can be used to make clay brick and porous brick. Raw materials such as soil purification through vacuum after entering the fuel tank from the lower auger extrusion molding, when the machine with different models, can produce various specifications of the porous brick.

ii. Features

- * With good design, newest technology, work stably, short install cycle
- * Low waste for the power, save cost.
- * Materials could be clay, coal ash power, shale etc. Also could including the polystyrene and other chemicals, but not over 20% of each piece.
- * Separate mainframe and spare parts, more mechanization, save labor.

Specifications

Item	Unit	KHCK-500
Capacity	Standard brick/hour	16000-20000
Extrude pressure	Mpa	2.5-3.5
Vacuum grade	Mpa	≥ 0.092
Power	KW	110-130
Weight	Kg	15000
Power of the Vacuum Bump	KW	11
Speed of the Knife	r/min	45-48
Packing size	mm	7500*2200*2800







II. i. Full set machinery lines



No.	Name	Model	Size(mm)	Power(KW)	Qty	Weight (Kg)
1	Loader		7000*2800*2300 80-100m ³ /h	20.5	1	3000
2	Material feeder	ZQ70	5000*1400*1400 10-50 m ³ /h	7.5	1	2500
3	Transporting Machine	Length:8m	8000*1000*400 50 m ³ /h	3-4	3	1000
4	Double roll crusher	600*700	2000*1000*1200 30-40 m ³ /h	18.5	1	800
5	Double shaft mixing machine	SJ300	4200*1200*850 30-40 m ³ /h	22-25	1	2500
6	Mainframe	KHCK500	7500*2800*2200	110-130	1	15000
7	Clay strip cutter	17pcs	2500*650*1140 Speed 1.5m/s	1.1	1	300
8	Flan cutter	19pcs	1600*1400*1100 19pcs/time,35times/min	2.2	1	700
9	Automatic flan transporting machine		20000*400*1200 Length20m	7.5	1	3000
10	Coal crusher	600*600	1200*800*900 4000-6000Kg/h	7.5	1	400
11	Total					29200

ii. Accessories for two years:

No.	Name	Remarks	Qty(pcs)	Weight (Kg)
1	Cutter	3month refine once	2	1000
2	Mixer	Cutter	30	180
3	Mixer	Support frame	2	800
4	Sem-finished bar cutter	8parts a set	2(set)	150
5	KHCK500clutch	36parts a set	1(set)	180
6	Mixer clutch	36parts a set	1(set)	150
7	Steel wire		6	120
8	Conveyer wheel	102pcs	3	60
9	Mixer wheel	38pcs	2	120
10	KHCK500 brick machine	Spare part	1	100
11	KHCK500 brick machine	Press board	4	50
12	Coal crusher	Hummer hear(24pcs)	1(set)	50
13	Total			2960

Reference products photo for the production line:

1	 <p>Loader</p>	2	 <p>Material Feeder</p>
3	 <p>Transporting Machine</p>	4	 <p>Double Roll Crusher</p>
5	 <p>Double Shaft Mixing Machine</p>	6	 <p>Mainframe</p>
7	 <p>Clay Strip Cutter</p>	8	 <p>Flan Cutter</p>

9		10	
	Automatic Flan Transporting Machine		Coal Crusher

Working process of Clay Brick Machine:

Loader→ Material feeder→ Transporting machine→Double roll crusher→ Double shaft mixing machine → Mainframe of brick machine → Clay strip cutter → Cutting flan machine → Transporting machine→ Flan divider→ Drying(drying tunnel)→ Fire(sinter tunnel)→ Finished product

III. Brick Kiln

i. Full set machinery lines of tunnel kiln

No.	Name	Power	Size(mm)	Qty(set)	Weight(Kg)
1	Entrance door		3000*3000	1	1500
2	Multifunctional hydraulic pressure top vehicle	22		1	3000
3	Vent machine	10	1500*1000	4	3500
4	Tunnel kiln		90000*2250*2250		
5	Drawing vehicle	7.5	5000*2250	2	4500
6	Exit door		3000*3000	1	1500
7	Cooling machine	15	1800*1000	1	1000
8	Towing vehicle	5	2500*1200	2	2000
9	Kiln vehicle		2320*2250*700 2370pcs/vehicle	46	69000
10	Pit for kiln vehicle		90000*1000*1500		
11	Rail	50#steel rail	800m	800m	40000
12	Total				40000

Remarks:

*** Steps of Brick into the Tunnel Kiln:**

Carriage return tower→ Drying house door→ Drying house top vehicle→ Tunnel kiln drying house→ Drying house exit drawer→ Electric ferry vehicle→ Hydraulic pressure top vehicle→ Assemble tunnel kiln→ Exit door→ Finished product

*** Kiln vehicle**

The speed of access the kiln: 1.79unit/ h

Every kiln vehicle loaded 2370 bricks

*** The sintering cycle of brick: 22.4h/ pcs**

*** The working time of Tunnel Kiln: 24hours/ day**

ii. Total cost budget

* The Tunnel Kiln: 90,000*2250*2250mm (Drying kiln & Baking kiln)

	Length(mm)	Width(mm)	Height(mm)	Remark
Drying Kiln	60,000	15,000	2,000	
Baking Kiln	80,000	15,000	2,200	Inner wall thickness: 200mm Outer wall thickness: 2,200mm

* Raw material

Main material	Qty
Firebrick	500,000pcs
Clay brick	1,000,000pcs
Cement	15m ³
Sand	15m ³

* Workers:

Type of work	Qty
Technicians	2
Building workers	15

* Time for building the Tunnel Kiln: 1 month (summer and autumn for reference)